







## TM Stripper (Water Based)

*Removing old, stubborn or unwanted protective coatings.  
An effective, strong, water based stripper.*

-  EXCELLENT STRONG GREASE REMOVER ON VERY DIRTY FLOORS
-  WAX AND PROTECTIVE COATING REMOVER
-  EMULSIFIES SEVERAL LAYERS ON EACH APPLICATION
-  EFFECTIVE FAST ACTING FORMULA



### **WARNING:**

Must read entire label and tech/MSDS sheet before using.

These can be found at:  
[www.tilemaster.co.uk](http://www.tilemaster.co.uk).

User must determine suitability of the product for intended use.

### **HAZARD:**

Corrosive. Irritant. Eyes and skin irritating. Causes severe eyes irritation. Wear suitable mask, gloves and glasses during use. Do not eat or drink during use. Well wash hands after use. Harmful if swallowed. Keep far from the reach of children. In case of contact immediately wash with plenty of water. In case of ingestion, call a doctor.

### **What will it clean**

TM Stripper is ideal to clean and remove built up surface sealers and topical coatings, including yacht varnish, and 2 parts solvent sealer that are present on tiles around your home. **Warning : Not intended for vinyl or plastic surfaces.**

### **Where to use**

Perfect for use in your kitchen, hallway, bathroom or anywhere around your home you have old sealer to strip and remove.

### **Benefits**

- ✓ Strips coating from both tiles and grout
- ✓ Removes surface sealer without damaging the tile surface
- ✓ Extremely easy to use
- ✓ Removes even the toughest lacquers and varnish
- ✓ Ready to use & very fast acting

### **How to use**

Depending on the level of stripping required, dilute TM Stripper to the correct dilution rates with either hot or cold clean water. Sweep or vacuum the area of any loose soils. Apply TM Stripper to the surface and leave to act for 5 minutes, do not allow the product to dry into the surface. Scrub floor using TileMaster with pad C or a rotary with winnex brush \ appropriate pad. For maximum results TileMaster Diamond Dust can be used. Alternatively, scrub the floor with a stiff scrubbing brush or appropriate pad. Once the desired result is achieved, remove all dirty water with a clean mop, sponge or cloth. On thick coating, multiple application may be required. Failure to follow guide may result in damage to the surface.

### **Coverage per litre**

Deep cleaning and Stripping 1:5 = 15m<sup>2</sup>  
Thick surface coating removal 1:1 = 5-10m<sup>2</sup>



5 060398 820623 >



Tile Master Global Ltd  
Unit 11/12 Shepley Lane Industrial Estate  
Shepley Lane, Marple, SK6 7JW  
[www.tilemaster.co.uk](http://www.tilemaster.co.uk)

